

The Antiretroviral Pregnancy Registry: 30 years of Monitoring for Congenital Anomalies

William R. Short, MD, MPH, FIDSA

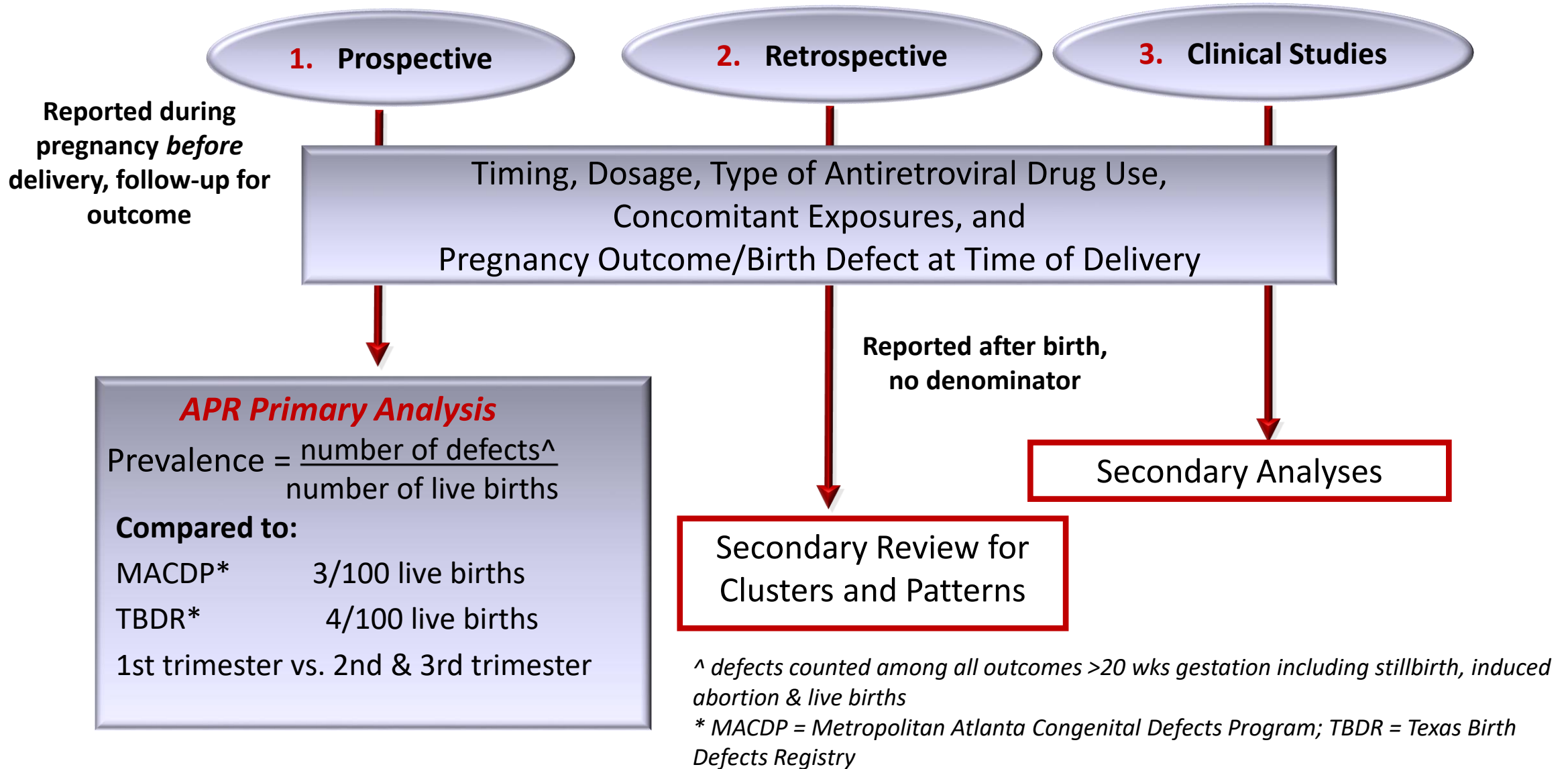
Perelman School of Medicine at the University of Pennsylvania, Philadelphia, PA, USA

Disclosure: Consultant: ViiV. Speaking Honorarium: ViiV, Janssen

The Antiretroviral Pregnancy Registry

- The Antiretroviral Pregnancy Registry (APR) is a voluntary, international, prospective exposure-registration cohort study
 - Started as Zidovudine in Pregnancy Registry in 1989; became APR in 1993
 - Currently 29 sponsoring ARV manufacturers
 - Overseen by an independent Advisory Committee
 - As of July 31, 2020, include >20,437 live births with antiretroviral (ARV) exposure
- Designed to assist clinicians and patients in weighing potential risks and benefits of HIV treatment used during pregnancy
 - Monitors prenatal exposures to ARV drugs to detect a potential increase in the risk of birth defects
 - 150 ARV drugs: 57 brand-name single-entity drugs or fixed-dose combinations; 94 generic versions
- APR Objectives:
 - Provide early warning signals of major teratogenicity
 - Estimate prevalence of major birth defects and compare to the general population
 - Supplement animal toxicology, clinical, and epidemiological study data

Antiretroviral Pregnancy Registry Analysis



Overall Birth Defect Rate

Confidence Intervals for Birth Defects – All Prospective Registry Cases with Follow-up Data Closed Through 31 July 2020

Number of Live Births	20,437
Number of Live Births with at least one defect	580 (2.8%)

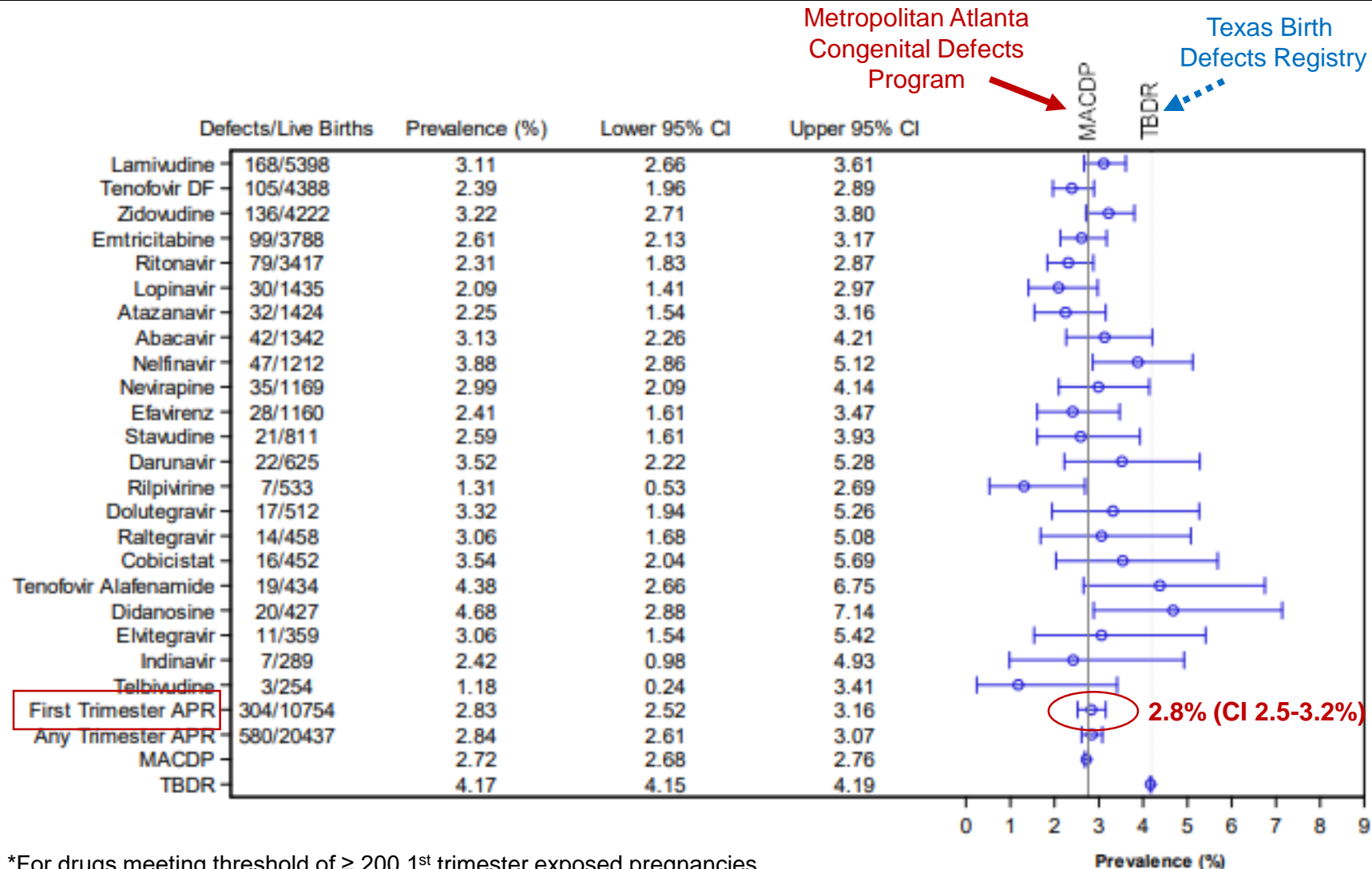
95% Confidence Intervals for % of Birth Defects for exposures in:

First Trimester	304/10,754	(2.8%) (95% CI: 2.5–3.2%)
Second/Third Trimester	274/9,680	(2.8%) (95% CI: 2.5–3.2%)
Any Trimester	580/20,437	(2.8%) (95% CI: 2.6–3.1%)
Relative Risk (first vs second/third trimester)	1.00	(95% CI: 0.85, 1.17)

Due to unknown trimester of exposure data for 2 case(s) with birth defects, specific counts may not sum to the overall total

APR Drug-Specific Birth Defect Rates*

Prevalence of Birth Defects (95% CI): 1 January 1989 – 31 July 2020
First Trimester Exposure



*For drugs meeting threshold of ≥ 200 1st trimester exposed pregnancies

MACDP: Vertical solid line = upper 95% CI, 2.76%

TBDR: Vertical dashed line = upper 95% CI, 4.19%

Conclusions

- The APR has not found a significant difference in CA prevalence overall or by trimester of exposure compared to population based surveillance systems
- A detailed review of cases for DDI, NFV, and TAF did not identify a pattern of CAs. The relevance of the statistical findings for DDI and NFV are unclear.

ADVISORY COMMITTEE CONSENSUS Statement (Precis)

- The Antiretroviral Pregnancy Registry finds no apparent increases in frequency of defects with first trimester exposures compared to exposures starting later in pregnancy and no pattern to suggest a common cause; however, potential limitations of registries should be recognized.
- Providers are strongly encouraged to report eligible patients to SM_APR@APRegistry.com or visit www.APRegistry.com

The Antiretroviral Pregnancy Registry: 30 years of Monitoring for Congenital Anomalies

Jessica D. Albano PhD, MPH ¹, **William R. Short, MD, MPH** ², Angela E. Scheuerle MD ³, Karen Beckerman MD ⁴, Lynne Mofenson MD ⁵, Vani Vannappagari PhD ⁶.

¹Syneos Health, Wilmington, NC, USA

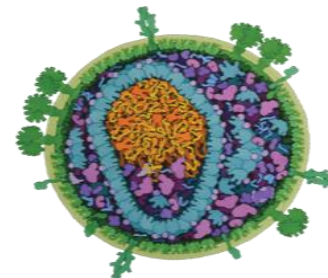
²The Perelman School of Medicine, University of Pennsylvania, Philadelphia PA, USA

³University of Texas Southwestern Medical Center, Dallas, TX, USA

⁴Carl Icahn School of Medicine at Mt Sinai, Bronx, NY, USA

⁵Elizabeth Glaser Pediatric AIDS Foundation, Silver Spring, MD, USA

⁶Epidemiology and Real World Evidence, ViiV Healthcare, Research Triangle Park, NC, USA



CROI
Conference on Retroviruses
and Opportunistic Infections