

ORAL ABSTRACT

PHASE IIA PROOF-OF-CONCEPT TRIAL OF NEXT-GENERATION MATURATION INHIBITOR GSK3640254

**Christoph Spinner,¹ Franco Felizarta,² Giuliano Rizzardini,³ Patrick Philibert,⁴ Essack Mitha,⁵
Pere Domingo,⁶ Christoph Stephan,⁷ Michelle DeGrosky,⁸ Veronica Bainbridge,⁹ Joyce Zhan,¹⁰
Teodora Pene Dumitrescu,¹⁰ Jerry L. Jeffrey,¹¹ Samit R. Joshi,⁸ Max Lataillade⁸; 208132 Study Team**

¹Technical University of Munich, School of Medicine, University hospital rechts der Isar, Department of Internal Medicine II, Munich, Germany;

²Office of Franco Felizarta, MD, Bakersfield, CA, USA; ³ASST Fatebenefratelli Ospedale Sacco, Milan, Italy; ⁴Hôpital Européen de Marseille, Marseille, France; ⁵Newtown Clinical Research, Johannesburg, South Africa; ⁶Hospital Santa Creu y Sant Pau, Barcelona, Spain;

⁷Universitätsklinikum Frankfurt, Frankfurt, Germany; ⁸ViiV Healthcare, Branford, CT, USA; ⁹GlaxoSmithKline, Stockley Park, UK;

¹⁰GlaxoSmithKline, Collegeville, PA, USA; ¹¹ViiV Healthcare, Research Triangle Park, NC, USA

Disclosure: Christoph Spinner has received advisory fees from AbbVie, Gilead, Molecular Partners, Formycon AG, Janssen Pharmaceuticals, MSD, and ViiV Healthcare; has participated in speakers bureaus for Gilead, Janssen Pharmaceuticals, and ViiV Healthcare; and his institution has received research grants from Gilead, Janssen Pharmaceuticals, and ViiV Healthcare.

Introduction

- Drug resistance and toxicities with HIV-1 regimens can result in treatment failure, necessitating the development of antiretroviral therapy (ART) agents with new mechanisms of action
- GSK3640254 (GSK'254) is a novel, next-generation HIV-1 maturation inhibitor that has demonstrated inhibition across all HIV-1 subtypes¹
- In phase I clinical trials in healthy participants, GSK'254 was well tolerated and displayed pharmacokinetics (PK) to support unboosted, once-daily therapy²
- We present the final results from a phase IIa proof-of-concept study evaluating the antiviral effect, PK, safety, and tolerability of once-daily GSK'254 administered with a moderate-fat meal in treatment-naive adults with HIV-1 infection

1. Jeffrey et al. CROI 2021; Virtual. Slides 1824. 2. Joshi et al. *Pharmacol Res Perspect.* 2020;8:e00671.

GSK'254 Proposed Mechanism of Action^{1,2}

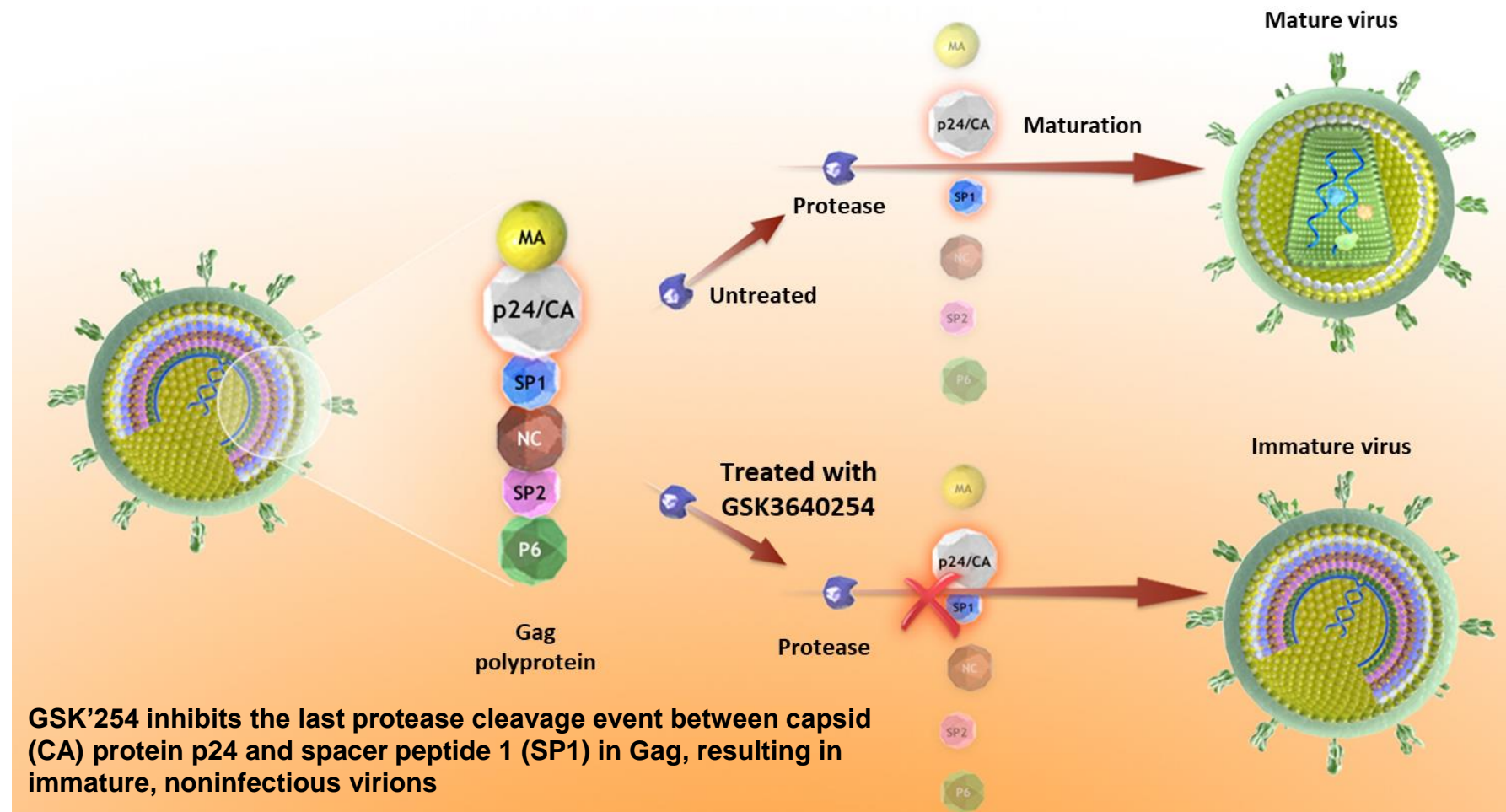
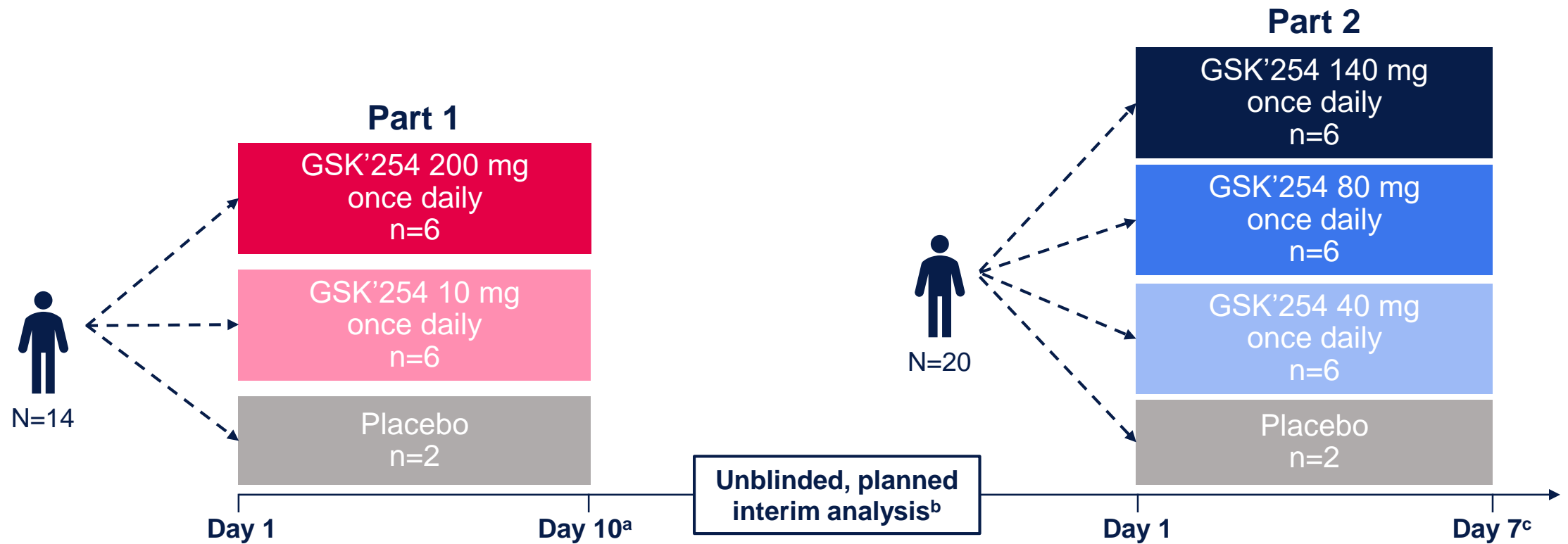


Figure adapted from Lataillade et al. Conceptualization of HIV-1 maturation inhibition, and design of the mode of action of GSK3532795. In: 22nd CROI; February 22-26, 2015; Seattle, WA. Oral presentation 114LB.

1. Adamson et al. *Expert Opin Ther Targets*. 2009;13:895-908. 2. Hwang et al. *Clin Infect Dis*. 2017;65:442-452.

Study Design: Double-blind (Sponsor-Unblinded), Randomized, Placebo-Controlled, Adaptive Study in ART-Naive Adults



Primary endpoint: maximum change from Day 1 in plasma HIV-1 RNA during parts 1 and 2

^aParticipants attended 1 follow-up visit during Days 11-17 and started combination ART after the final follow-up visit during Days 18-24.

^bTo determine whether to proceed to part 2. Treatment-emergent resistance-associated mutations were noted in the 200-mg group in part 1. Thus, the sponsor temporarily halted the study and conducted resistance analyses. A subsequent protocol amendment decreased monotherapy from 10 to 7 days in part 2 to reduce potential for treatment-emergent resistance mutations.

^cParticipants started combination ART at the follow-up visit on Day 8 and attended a final follow-up visit during Days 10-12.

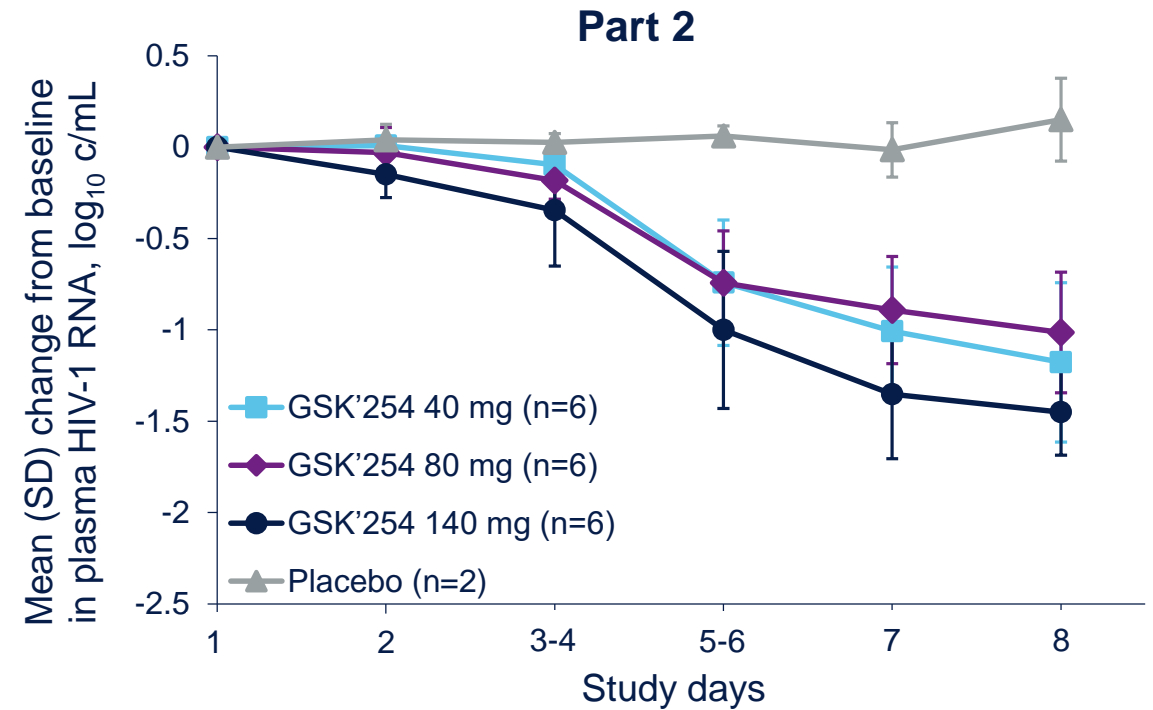
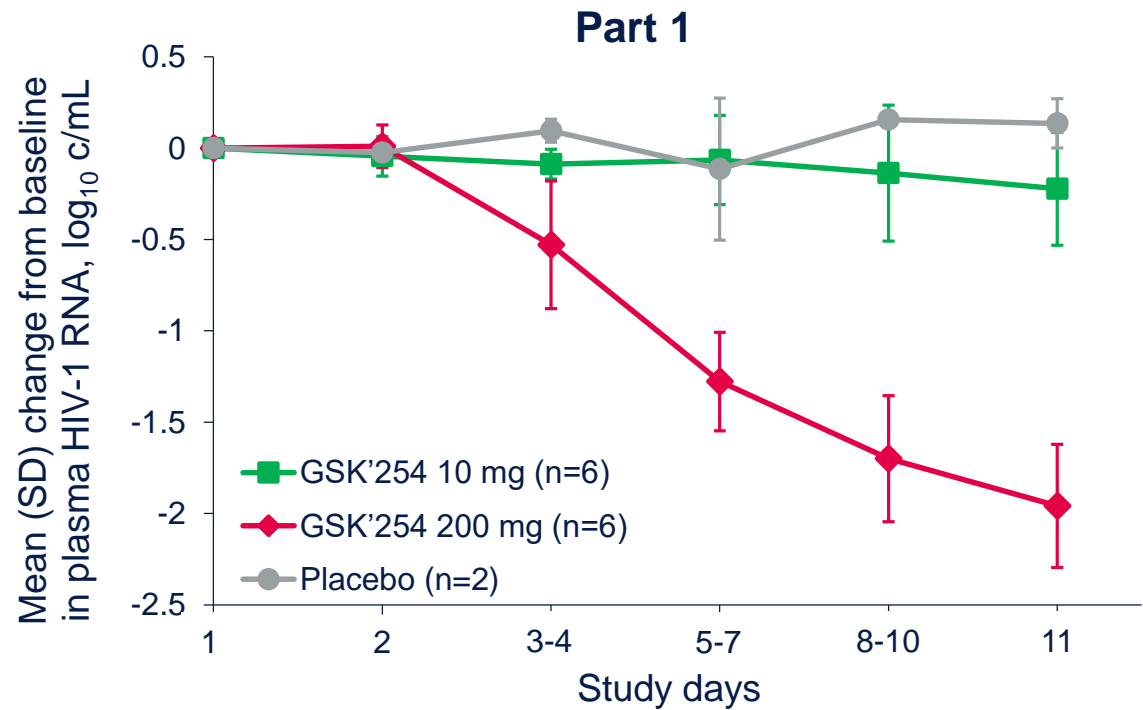
Baseline Characteristics

Parameter	GSK'254 10 mg (n=6)	GSK'254 40 mg (n=6)	GSK'254 80 mg (n=6)	GSK'254 140 mg (n=6)	GSK'254 200 mg (n=6)	Placebo (n=4)	Total (N=34)
Age, mean (SD), y ^a	32.7 (8.3)	27.7 (6.9)	32.8 (6.2)	33.2 (8.2)	29.3 (3.9)	36.5 (9.3)	31.8 (7.2)
Sex, n (%)							
Female	0	1 (17)	0	1 (17)	0	0	2 (6)
Male	6 (100)	5 (83)	6 (100)	5 (83)	6 (100)	4 (100)	32 (94)
Body mass index, mean (SD), kg/m ²	25.3 (3.7)	23.9 (4.3)	24.8 (3.7)	23.4 (1.6)	22.6 (2.2)	23.0 (1.3)	23.9 (3.0)
Race, n (%)							
White/Caucasian/European heritage	2 (33)	5 (83)	4 (67)	5 (83)	5 (83)	3 (75)	24 (71)
Black/African American	0	1 (17)	2 (33)	1 (17)	0	0	4 (12)
Other	4 (67) ^b	0	0	0	1 (17) ^c	1 (25) ^d	6 (18)
Plasma HIV-1 RNA, mean (SD), log ₁₀ c/mL	4.19 (0.311)	4.67 (0.233)	4.43 (0.510)	4.53 (0.577)	4.82 (0.476)	4.25 (0.417) ^e 4.25 (0.417) ^f	4.47 (0.489) ^g 4.57 (0.592) ^h

^aAge was imputed when full date of birth was not provided. ^bAmerican Indian/Alaska native (n=2), Asian/Southeast Asian heritage (n=1), and multiple races (n=1). ^cMultiple races (n=1). ^dAmerican Indian/Alaska native (n=1).

^ePlacebo group in part 1. ^fPlacebo group in part 2. ^gTotal population in part 1 (N=14). ^hTotal population in part 2 (N=20).

Plasma HIV-1 RNA Decreased With All GSK'254 Doses in Parts 1 and 2

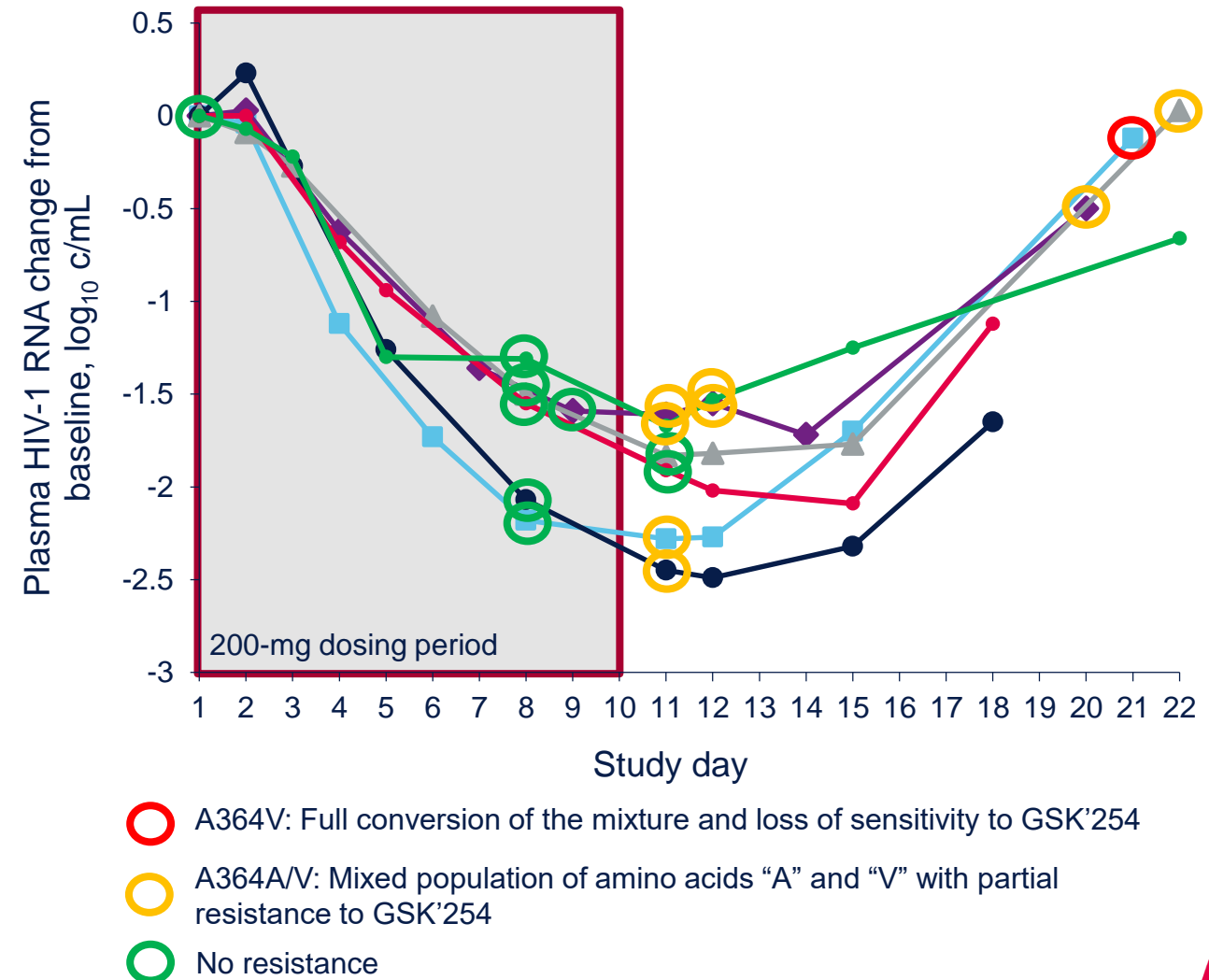


Plasma HIV-1 RNA change from baseline, mean (SD), log ₁₀ c/mL	Part 1 (Day 11)			Part 2 (Day 8)			
	GSK'254 10 mg (n=6)	GSK'254 200 mg (n=6)	Placebo (n=2)	GSK'254 40 mg (n=6)	GSK'254 80 mg (n=6)	GSK'254 140 mg (n=6)	Placebo (n=2)
Primary endpoint	-0.22 (0.309)	-1.96 (0.337)	0.14 (0.134)	-1.18 (0.436)	-1.02 (0.330)	-1.45 (0.235)	0.15 (0.226)
Maximum change	-0.36 (0.252)	-2.01 (0.329)	-0.21 (0.262)	-1.18 (0.436)	-1.02 (0.330)	-1.49 (0.267)	-0.03 (0.127)

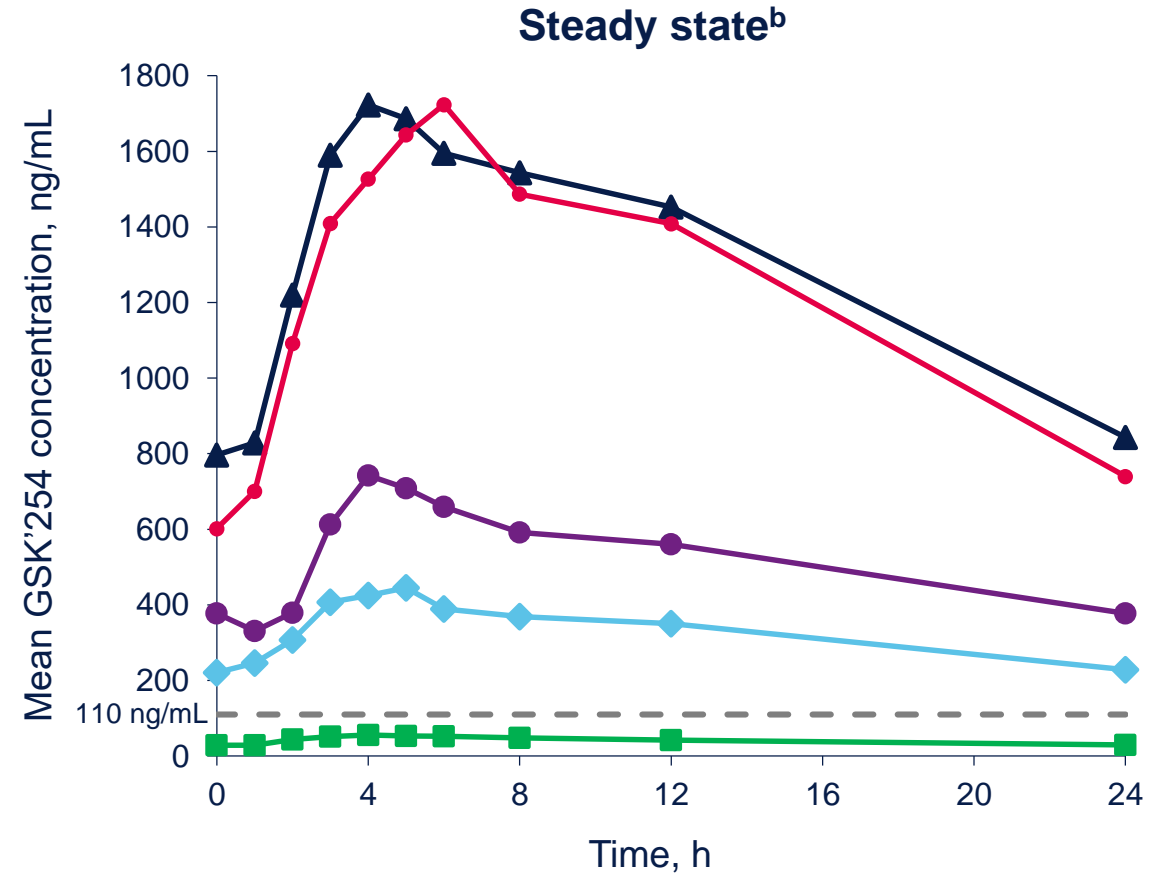
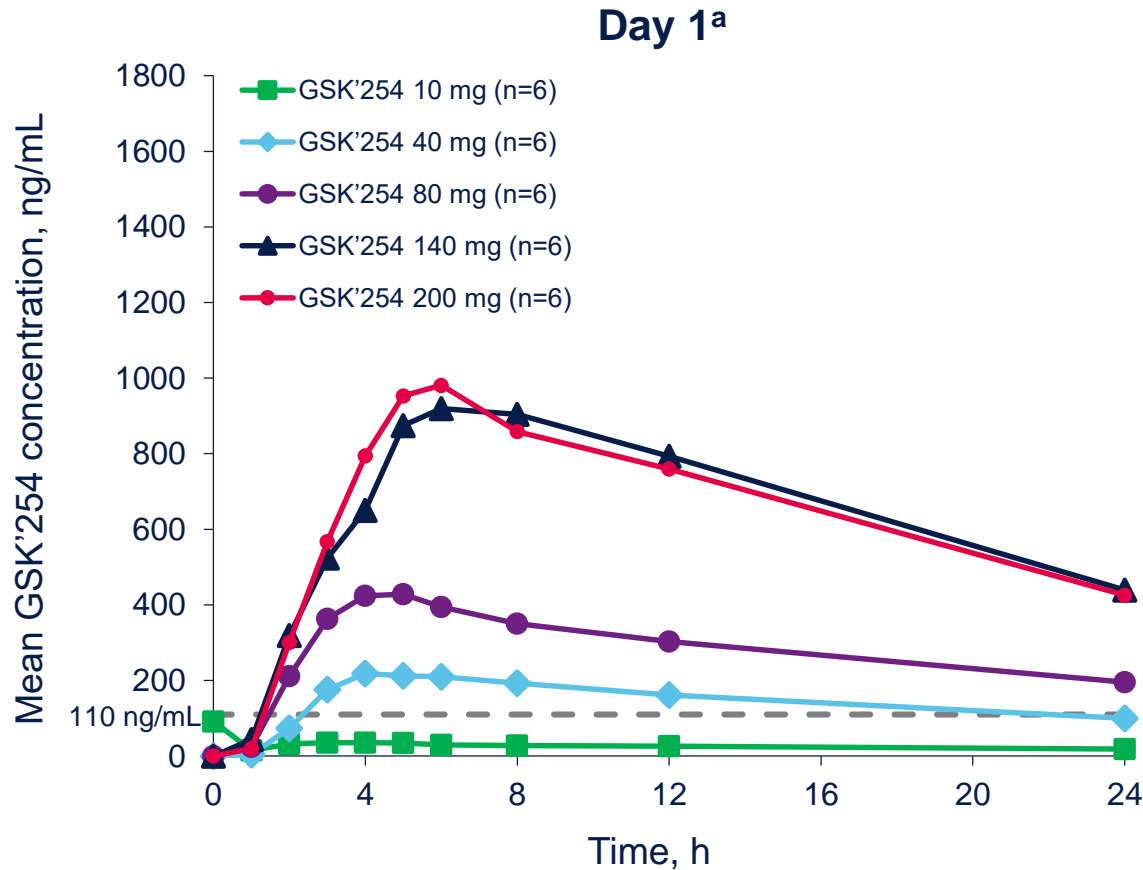
Resistance Analysis

- In part 1, 4 of 6 participants in the 200-mg GSK'254 group developed the resistance-associated mutation A364A/V at Day 11 after 10 days of monotherapy
 - 1 in 4 participants with resistance-associated mutations developed phenotypic resistance (132-fold change from baseline in half-maximal inhibitory concentration)
 - No genotypic or phenotypic resistance was observed in the 10-mg group
- A protocol amendment modified the duration of monotherapy from 10 to 7 days in part 2 to decrease the potential for treatment-emergent resistance-associated mutations
- No genotypic or phenotypic resistance was observed at any GSK'254 dose in part 2

200-mg group HIV-1 gag genotyping results: Day 8 to end of study



GSK'254 PK Results



- Mean GSK'254 concentrations were above the clinical efficacy target of 110 ng/mL^c for the 40- to 200-mg GSK'254 doses

^aOne participant in the 10-mg group had a predose concentration that was inconsistent with the expected PK profile. One participant in the 200-mg group was excluded from PK analysis due to vomiting postdose $\leq 1 \times t_{max}$. ^bSteady state was measured at Days 8-9 in part 1 and Day 7 in part 2. ^cValue for which $\geq 95\%$ of participants in a phase IIb study are projected to reach target trough concentrations.

Safety and Tolerability

Preferred term, n (%) ^a	GSK'254 10 mg (n=6)	GSK'254 40 mg (n=6)	GSK'254 80 mg (n=6)	GSK'254 140 mg (n=6)	GSK'254 200 mg (n=6)	Placebo (n=4)	Total (N=34)
Any adverse event (AE)	3 (50)	5 (83)	4 (67)	5 (83)	5 (83)	0	22 (65)
Headache	0	1 (17)	0	1 (17)	2 (33)	0	4 (12)
Diarrhea	1 (17)	1 (17)	0	0	1 (17)	0	3 (9)
Oropharyngeal pain	0	0	0	1 (17)	2 (33)	0	3 (9)
Abdominal pain	0	0	2 (33)	0	0	0	2 (6)
Nasopharyngitis	0	0	0	0	2 (33)	0	2 (6)
Lymphadenopathy	1 (17)	0	0	0	1 (17)	0	2 (6)
Vomiting	1 (17)	0	0	0	1 (17)	0	2 (6)
Any drug-related AE	2 (33)	2 (33)	2 (33)	1 (17)	2 (33)	0	9 (26)
Diarrhea	1 (17)	1 (17)	0	0	1 (17)	0	3 (9)
Abdominal pain	0	0	2 (33)	0	0	0	2 (6)
Vomiting	1 (17)	0	0	0	1 (17)	0	2 (6)

- All drug-related AEs were grade 1 (11 events) or grade 2 (3 events) in intensity
- Serious AEs of anal abscess (grade 1; n=1) and congestive cardiomyopathy (grade 3; n=1) were reported; not considered drug related
 - The participant from the 10-mg group who developed congestive cardiomyopathy also experienced an AE of myocarditis (grade 3; not drug related)
- No AEs led to discontinuation, and no deaths occurred

^aReported in >5% of participants.

Conclusions

- This phase IIa study established a GSK'254 dose–antiviral response relationship
- No safety or tolerability concerns were noted, with no AEs leading to discontinuation
- Dose-proportional PK was generally observed across the 10- to 200-mg GSK'254 dose range
- Across all doses evaluated and regardless of dosing duration, GSK'254 140- and 200-mg doses demonstrated the greatest declines in plasma HIV-1 RNA, with decreases of 1.5 and 2.0 log₁₀ c/mL, respectively
- These results support the ongoing phase IIb study evaluating the safety, efficacy, and dose response of GSK'254 (100, 150, or 200 mg) in combination with 2 nucleoside reverse transcriptase inhibitors in treatment-naive adults with HIV-1¹

1. ClinicalTrials.gov. <https://clinicaltrials.gov/ct2/show/NCT04493216>. Accessed January 25, 2021.

Acknowledgments

- The authors thank the study participants, investigators, and site staff who participated in the study
- This study was funded by ViiV Healthcare